

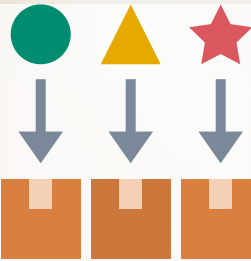


Rēzeknes pamatskola - attīstības centrs

*Spring is
here!*

Materiālu veidoja: RPAC izglītības metodiķe Evija Kaša
Marts, 2024

Sort this out!



Apskati visus vārdus. Ja nepieciešams, **iztulko** tos. Vari izmantot hugo.lv vārdnīcu. **Pieraksti** tos pareizajās vietās.

Weather



Plants




Activities




Word bank:

Rain / Flowers / Seeds / Bike riding / Rainbow / Grass / Picnics / Gardening / Trees / Sunshine / Clouds / Flying kites



Watch closely!



Izpēti attēlus. Lasi teikumus. Katra teikuma beigās **pieraksti** vai tas ir patiess (T), nepatiess (F) vai nevar noteikt (NM).



1. The castle is on a big rock.
2. There is a big lake.
3. It is early morning.
4. There are mountains in the background.
5. The sky is clear.
6. It is June.
7. There is the moon.
8. The castle has got many towers.
9. There are flowers in the foreground.
10. The weather is warm.



1. It is night.
2. It is August.
3. The weather is hot.
4. It is sunny.
5. The cat's fur is ginger.
6. There is a city in the background.
7. There are some bushes in the image.
8. The cat looks scared.
9. There is one purple house in the background.
10. There are no clouds in the sky.



1. It is a kitchen.
2. There is a carpet on the floor.
3. There are two sofas.
4. There are four green pillows on the sofa.
5. There is one painting on the wall.
6. The coffee table is behind the sofa.
7. The painting is above the sofa.
8. There are ceiling lights.
9. It is hot in this room.
10. There are three plants on the floor.

Can you guess?

Lasi mīklas. Vai vari tās **atminēt**? **Apskaties attēlus un vārdus** no "word bank" - tie palīdzēs! **Pieraksti** pie attēla pareizo mīklas numuru.

1. I have got colourful wings. People say that if I land on you, it brings good luck. What am I?
2. I'm a furry animal. My tail is fluffy, and I like to hop around. What am I?
3. You use me when it is raining. You put me on. I can be in different colours.
4. I am like a golden spring sun. I grow in spring.
5. I am a bow that can't be tied.
6. I'm green all around and have a long body. Kids love to chase me, but I'm too quick for them. What am I?
7. What has to be broken before you can use it?
8. I love to be outside on a sunny spring day. You can usually find me in a pair of gloves with a spade in my hand. Who am I?
9. What goes up when the rain comes down?
10. I'm small and brown, hiding in the mud. In spring, I grow tall. What am I?



Word bank

seeds / gardener / umbrella / eggs / daffodils / rainbow / butterfly / rabbit / raincoat / grasshopper



Can you guess?


Lasi mīklas. Vai vari tās **atminēt**? **Apskati attēlus**, tie palīdzēs uzminēt! **Pieraksti** pie attēla pareizo mīklas numuru.

1. I have got colourful wings. People say that if I land on you, it brings good luck. What am I?
2. I'm a furry animal. My tail is fluffy, and I like to hop around. What am I?
3. You use me when it is raining. You put me on. I can be in different colours.
4. I am like a golden spring sun. I grow in spring.
5. I am a bow that can't be tied.
6. I'm green all around and have a long body. Kids love to chase me, but I'm too quick for them. What am I?
7. What has to be broken before you can use it?
8. I love to be outside on a sunny spring day. You can usually find me in a pair of gloves with a spade in my hand. Who am I?
9. What goes up when the rain comes down?
10. I'm small and brown, hiding in the mud. In spring, I grow tall. What am I?





Spring adventures



Izlasi par Liliju, Džeku un viņu pavasara piedzīvojumiem.



Once upon a time, there were two friends - Lily and Jack. They loved to play together, especially in spring.

One sunny morning, Lily and Jack decided to go on a spring adventure. They packed a picnic basket with sandwiches, fruit, and juice, and went to the forest. They were walking through the forest when suddenly they saw a bright light in front of them. It looked like a cave. Lily and Jack decided to check it out.



Inside the cave, they found strange markings on the walls and an old chest in a corner. With trembling hands, they opened the chest and discovered a map with cryptic symbols. Lily and Jack followed the map's directions, leading them deeper into the forest.




Finally, they reached a clearing where the map indicated a hidden treasure was buried. Lily and Jack dug beneath an oak tree and found a chest filled with jewels and ancient artefacts.



Then they understood that the real treasure was the adventure they shared and the memories they made together. And so, hand in hand, Lily and Jack returned home and began the search of a new adventure.

Spring adventures




Lasi jautājumus un **atzīmē**, vai tie ir patiesi (true), nepatiesi (false) vai informācija nav minēta (not mentioned)




1. Were Lily and Jack friends?
2. Did Lily and Jack pack a picnic basket with sandwiches, berries, and juice?
3. Did Lily and Jack go to the beach for their adventure?
4. Did Lily and Jack meet any animals during their adventure?
5. Did Lily and Jack find a cave in the forest?
6. Did Lily and Jack find strange markings on the walls inside the cave?
7. Did Lily and Jack find an old chest outside the cave?
8. Did Lily and Jack find a map with cryptic symbols inside the chest?
9. Did Lily and Jack follow the map's directions deeper into the forest?
10. Did Lily and Jack find a chest filled with jewels and ancient artefacts beneath the birch tree?
11. Did Lily and Jack meet other people during their adventure?
12. Did Lily and Jack start a new adventure after they came back home?

Explore!



Izpēti attēlus. Lasi teikumus. Katra teikuma beigās **pieraksti** attēla numuru.



1. There are cliffs in this image.
2. There is a hedgehog in this image.
3. There is a white fence in this image.
4. There is a clock in this image.

5. There are butterflies in this image.
6. There is a cup in this image.
7. There is a bottle in this image.
8. There is a flowery ball in this image.

Write!



Izvēlies vienu attēlu un **apraksti** to.



Bingo

time!

1. Katrs skolēns izvelk vienu no kartiņām. Apskatās vārdus, kas tajā ir. Attēli ir kā atbalsta mehānisms, ja skolēns neatceras vārdus.
2. Skolotāja sauc vārdu pa vārdam. Var saukt latviešu valodā un tad skolēns atrod atbilstošo vārdu angļu valodā. Strādājot ar skolēniem, kuriem ir smagāki traucējumi, var saukt vārdus angļu valodā.
3. Vārdus var saukt ne tikai skolotājs, bet arī aicināt skolēnus to darīt.
4. Ja nosauktais vārds uz kartiņas ir, tad skolēns ar marķieri to atzīmē - ievelkot, piemēram, x, vai vārdu apvelkot. Tāpēc ieteicams kartiņas ielaminēt. Tādējādi tās kalpos ilgāk, kā arī varēs ar mitru salveti notīrīt skolēnu veiktās vārdu atzīmes.



rainbow	butterfly	blossoms
leaf	Free!	Easter
grass	raincoat	sprouts





blossoms

daffodil

sprouts

ladybug

Free!

puddle

butterfly

Easter

grass





nest

daffodil

rainbow

ladybug

Free!

seeds

grass

Easter

bee





ladybug

rainbow

umbrella

sprouts

Free!

daffodil

puddle

grass

rainbow



puddle

tulip

umbrella

rainbow

Free!

nest

sprouts

ladybug

blossoms





blossoms

butterfly

puddle

raincoat

Free!

umbrella

Easter

sprouts

bee

